


# Chapman University

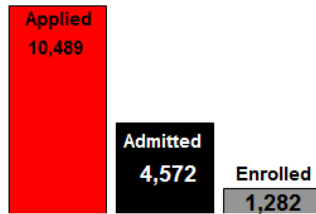
Orange, California 92866



Information Guide 2012-2013

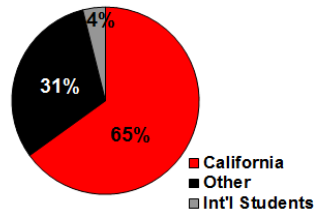
## University Profile

### Fall 2012 Freshman Class Characteristics

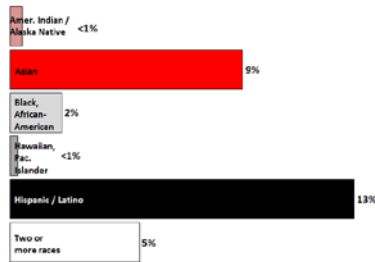


Average SAT/ACT \_\_\_\_\_ 1209/27  
 75<sup>th</sup> percentile SAT/ACT \_\_\_\_\_ 1310/29

### Geographic Origin



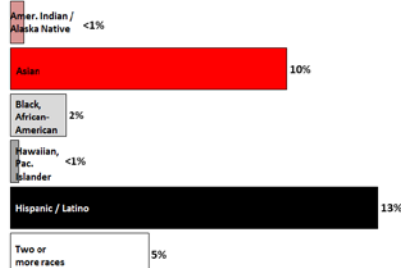
### Diversity of Fall '12 Undergrads



Note: Excludes unknown and international



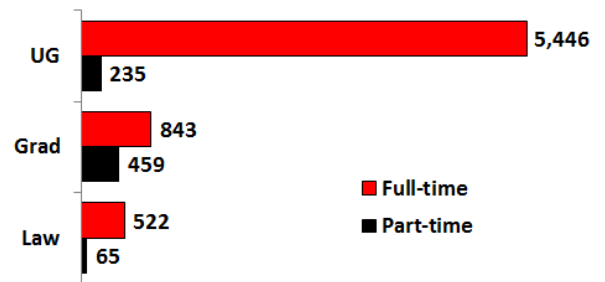
### Diversity of Entire Fall '12 Full-time Student Body



Note: Excludes unknown and international



### Fall 2012 Headcount Enrollment



### First-time Freshmen Retained to 2<sup>nd</sup> Year

Fall 2011 Full-time Cohort \_\_\_\_\_ 91%

### Graduation Rates (2003 Frosh Cohort)

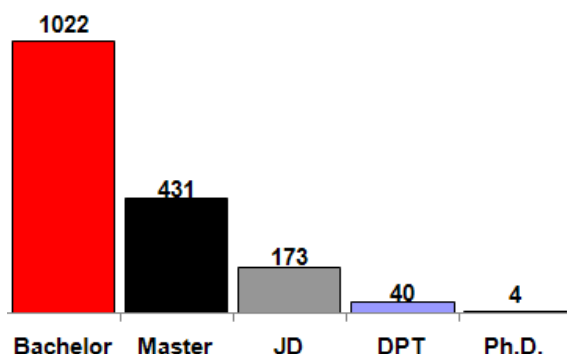
	4-Yr	6-Yr	8-Yr
Overall	53%	69%	75%
Men	45%	67%	70%
Women	58%	77%	78%
Nonresident Alien	33%	67%	67%
Black, non-Hispanic	56%	75%	75%
Amer Ind/Alaska Ntv	50%	75%	75%
Asian/Pac. Islander	55%	77%	79%
Latino/Hispanic	44%	67%	67%
White, non-Hispanic	54%	73%	75%
Race/Ethnic Unknown	48%	71%	71%
Students Awarded Pell Grant	37%	53%	53%
Students Awarded Subsidized Federal Loan (but not Pell)	53%	71%	72%
Students Awarded Neither Pell Nor Federal Sub Loan	50%	66%	67%

### Faculty Information

Student Faculty Ratio \_\_\_\_\_ 14:1  
 Full-time Faculty \_\_\_\_\_ 380  
 Part-time Faculty \_\_\_\_\_ 414

# Recent Graduates

## Degrees Awarded (Class of 2011-12)



## Degrees in Key Areas (2011-12)

Business Administration (BS)	_____	220
Communication Studies (BA)	_____	90
English (BA, MA)	_____	40
Film Production (BFA, MFA)	_____	124
Law (JD, LL.M)	_____	218
Physical Therapy (DPT)	_____	46
Psychology (BA, MA)	_____	103

## Characteristics of Degree Recipients

	<u>UG</u>	<u>Master</u>	<u>Doctoral</u>
Men	39%	43%	45%
Women	61%	57%	55%
Nonresident Alien	6%	9%	<1%
Hispanic/Latino	13%	14%	5%
Amer Ind/Alaska Ntv	<1%	<1%	0%
Asian	9%	10%	14%
Black or Afr. Amer.	2%	3%	<1%
Nat. Hawaiian/Pac. Is.	<1%	1%	<1%
White, non-Hispanic	61%	51%	59%
Two or more races	3%	<1%	2%
Race/Ethnic Unknown	6%	12%	18%
Students Awarded Pell Grant	17%	N/A	N/A
Students Awarded Subsidized Federal Loan (but not Pell)	41%	N/A	N/A
Students Awarded Neither Pell Nor Federal Sub Loan	42%	N/A	N/A

## % of 2010-11 UG Degree Recipients Pursuing Post-Graduate Education as of Fall 2011:

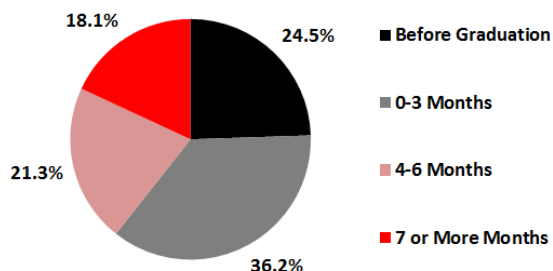
12.1%

### Sampling of Institutions at Which They Were Found to be Enrolled:

Boston College  
 Brandeis University  
 California Institute of the Arts  
 Claremont Graduate University  
 Harvard University  
 The Julliard School  
 New York University  
 Pepperdine University  
 University of California (Berkeley)  
 University of California (Irvine)  
 University of California (Los Angeles)  
 University of Southern California

Source: National Student Clearinghouse

## Time Elapsed From Graduation to Acceptance of Full-time Employment (2010-11 Undergraduate Degree Recipients)



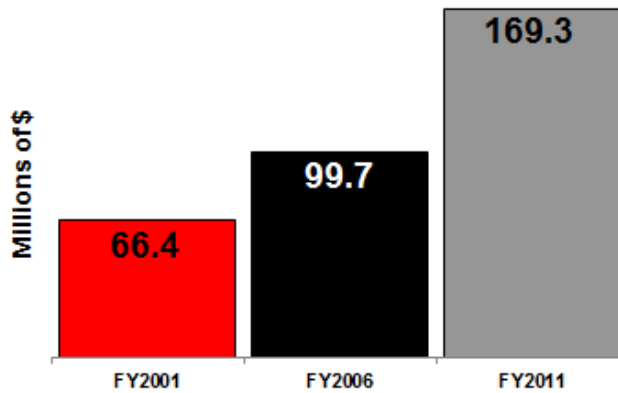
## Sampling of Employers:

Boyd Gaming  
 Chatterton & Associates  
 Deloitte Tax LLP  
 DGWB Advertising & Communications  
 Farmers Insurance Group  
 Disney/ABE Television Group  
 Fusion Academy and Learning Center  
 Haskell & White LLP  
 John Wayne Enterprises  
 Morgan Marketing and PR  
 NBC Universal  
 Olive Crest  
 Rudy Project  
 San Francisco 49ers  
 School Districts Across California  
 The Smith Center for the Performing Arts  
 Twentieth Century FOX  
 US Dept. of Labor  
 US Dept. of Veterans Affairs  
 WME Entertainment

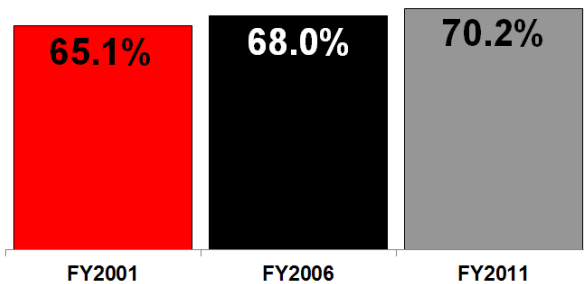
Source: 2010-11 Alumni Survey

# Financial Information

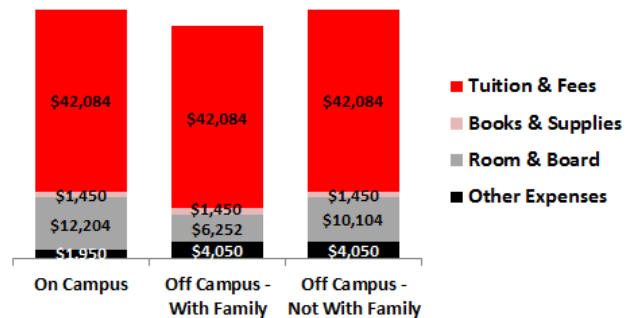
## Educational Expenditures



## Instruction and Academic Support Expenses as Percent of Total Educational Expenses



## Estimated Costs of Attendance (2010-11 Undergraduates)



## Fall 2011 Full-Time First-Time Freshmen Awarded Financial Aid by Type:

Any Grant	83%
Federal Grants	20%
Pell Grants	19%
Other Fed Grants	18%
State/Local Grants	13%
Institutional Grants	83%
Any Loans	77%
Federal Loans	77%
Other Loans	4%
Average grant amount	\$23,955
Average loan amount	\$6,678

## Total Annual Grant Aid Awarded to all Undergraduate Students:

**\$147,024,923**

## Total Undergraduate Students Awarded Pell Grant: 22%



## About Chapman

Located in the city of Orange, Chapman is one of the oldest, most prestigious private universities in California and is the largest independent university in Orange County. Founded in 1861, Chapman University is recognized for its liberal arts core, distinguished faculty, innovative programs, and personalized attention to students. The mission of Chapman University is to provide a personalized education of distinction that leads to inquiring, ethical and productive lives as global citizens.